

**STATEMENT E9 (Total)**  
**ASSETS AND LIABILITIES: COMPARISON OF STATUTORY TO SHAREHOLDERS' VALUES**  
held by RMB Structured Insurance Limited  
as at the end of financial period 30/06/2016  
THIS YEAR

DESCRIPTION	Supporting statement number	STATUTORY VALUES PER SCHEDULE 2 OF THE ACT				Values per shareholders' statements R'000	Differences R'000
		Total R'000	In RSA R'000	Outside RSA R'000			
1	2	3	4	5	6	7	
<b>ASSETS</b>							
1 Cash		0	0	0	0	0	
2 Kruggerands		0	0	0	0	0	
3 Outstanding short-term premiums		176,809	176,909	0	190,125	13,215	
4 Reinsurance deposits		0	0	0	0	0	
5 Mortgage bonds		0	0	0	0	0	
6 Long term (investment) policies-linked		0	0	0	0	0	
7 Long term (investment) policies-not linked		0	0	0	0	0	
8 Other assets		0	0	0	23,989	23,989	
9 Balances and deposits with banks	E1	595,341	595,341	0	595,341	0	
10 Securities and Loans	E2	0	0	0	0	0	
11 Other Securities	E3	0	0	0	0	0	
12 Debtors (Claims against persons & entities)	E4	256,620	238,683	17,938	249,970	-6,650	
13 Shares, depository receipts and units	E5	5,785	5,715	0	5,785	0	
14 Land and buildings	E6	0	0	0	0	0	
15 Fixed assets	E7	16,130	16,130	0	16,130	0	
16 TOTAL ASSETS		1,050,669	1,032,748	17,938	1,087,001	36,315	

<b>LIABILITIES</b>						
17 Due to other insurers and reinsurers		156,537	156,537	0	156,537	0
18 Reinsurance deposits		156,880	159,980	0	156,880	0
19 Bank overdraft		0	0	0	0	0
20 Provision for current and deferred taxation		0	0	0	0	0
21 Contingent liabilities		0	0	0	0	0
22 Other liabilities		119,884	119,884	0	210,884	100,000
23 Unearned premium provisions - net	D3	373,675	373,675	0	373,675	0
24 Outstanding claims - net	D3	39,882	37,347	2,535	39,882	0
25 I.B.N.R. - Claims incurred but not reported	D3	21,779	21,743	34	21,780	1
26 Unexpired risk provision	D3	0	0	0	0	0
27 TOTAL LIABILITIES		868,657	866,068	2,570	968,639	100,002

28 NET ASSETS/SHAREHOLDERS' FUNDS		182,048	166,660	15,368	118,361	-63,687
-----------------------------------	--	---------	---------	--------	---------	---------

Initialled for identification purposes only

AUDITORS

DWC

FINAL PRINTOUT DATE

**STATEMENT F1**  
**CAPITAL ADEQUACY REQUIREMENT, SURPLUS ASSETS, NET ASSET RATIO AND SOLVENCY**  
of RMB Structured Insurance Limited  
as at the end of financial period 30/06/2016

	1	2	3
	DESCRIPTION	World-wide R'000	In RSA R'000
<b>1. CAPITAL ADEQUACY REQUIREMENT</b>			
1	(i) MCR	63,481	63,481
2	Absolute minimum requirement	10,000	10,000
3	Operating Expenses (per reporting period)	253,922	253,922
4	Annualised Operating Expenses	253,922	253,922
5	Premium Income (net of all reinsurance)	194,148	194,281
6	Statutory approved different MCR (If applicable)	0	0
7	Date of statutory approval for different MCR (YY/MM/DD)		
8	(ii) SCR	73,175	73,158
9	(iii) CAPITAL ADEQUACY REQUIREMENT (CAR)	73,175	73,158
<b>2. NET ASSETS: STATUTORY BASIS</b>			
(i) Assets			
10	Domestic		0
11	Foreign, deemed to be domestic		0
12	Total assets	1,050,886	1,032,748
13	(ii) Less: Total Liabilities	868,637	865,068
14	(iii) Sub total: Net Assets	182,048	166,680
15	Less: Capital Adequacy Requirement (per 1(iii))	73,175	73,158
16	<b>SURPLUS / SHORTFALL OF ASSETS</b>	108,874	93,522
17	Solvency Margin (current year)	71.8%	65.7%
18	Solvency Margin (previous year)	106.8%	104.7%
19	CAR Cover	2.49	2.28

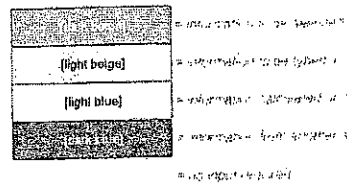

AUDITORS \_\_\_\_\_



Initialed for  
identification  
purposes only

pwc \_\_\_\_\_

RMB STRUCTURED INSURANCE LIMITED (1143) - Annual Quantitative Return



Initiated for identification purposes only

All rand amounts in R'000

PWC

Section OF1 - Statement of Solvency Position

	Current Year	Previous Year
<b>Solvency Cover</b>		
MCR	2,01	2,40
SCR	1,38	2,00
<b>Summary of Solvency Position</b>		
Total Assets	7,381,021	7,221,718
Total Liabilities	7,155,531	7,011,111
Basic Own Funds / Excess Assets	225,291	231,646
Own funds eligible to meet MCR	192,756	199,228
Own funds eligible to meet SCR	137,811	189,883
<b>Summary of Liabilities</b>		
BEL	711,671	701,129
Risk Margin	7,538	7,281
Other Liabilities	433,301	527,575
<b>Summary of Capital Requirements</b>		
MCR	2,037	2,475
SCR	1,387	2,023

STATEMENT (Total)  
ASSETS AND LIABILITIES - COMPARISON OF STATUTORY TO SHAREHOLDERS' VALUES  
held by RMB Structured Insurance Limited  
as at the end of financial period: 30/06/2015

DESCRIPTION	Supporting statement number	STATUTORY VALUES PER SCHEDULE 2 OF THE ACT					Differences
		Total R'000	In RSA R'000	Outside RSA R'000	Values per shareholders' statements R'000	R'000	
1	2	3	4	5	6	7	
THIS YEAR							
<b>ASSETS</b>							
1 Cash		0	0	0	0	0	
2 Kruggerands		0	0	0	0	0	
3 Outstanding short-term premiums		127,110	127,110	0	140,251	13,141	
4 Reinsurance deposits		0	0	0	0	0	
5 Mortgage bonds		0	0	0	0	0	
6 Long term (investment) policies-linked		0	0	0	0	0	
7 Long term (investment) policies-non linked		0	0	0	0	0	
8 Other assets		0	0	0	23,089	23,089	
9 Balances and deposits with banks	E1	591,065	591,065	0	591,065	-0	
10 Securities and Loans	E2	0	0	0	0	0	
11 Other Securities	E3	0	0	0	0	0	
12 Debtors (Claims against persons & entities)	E4	181,844	183,906	17,938	181,844	-0	
13 Shares, depository receipts and units	E5	5,785	5,785	0	5,785	0	
14 Land and buildings	E6	0	0	0	0	0	
15 Fixed assets	E7	18,130	16,130	0	18,130	0	
16 TOTAL ASSETS		921,924	903,986	17,938	969,183	36,240	
<b>LIABILITIES</b>							
17 Due to other insurers and reinsurers		70,831	70,831	0	70,831	0	
18 Reinsurance deposits		109,836	109,836	0	109,836	0	
19 Bank overdraft		0	0	0	0	0	
20 Provision for current and deferred taxation		0	0	0	0	0	
21 Contingent liabilities		0	0	0	0	0	
22 Other liabilities		113,077	113,077	0	213,077	100,000	
23 Unearned premium provisions - net	D3	395,181	395,181	0	395,181	0	
24 Outstanding claims - net	D3	31,180	36,845	2,535	31,181	1	
25 I B N R - Claims incurred but not reported	D3	19,895	19,894	31	19,896	1	
26 Unexpired risk provision	D3	0	0	0	0	0	
27 TOTAL LIABILITIES		739,900	737,234	2,566	839,802	100,002	
28 NET ASSETS/SHAREHOLDERS' FUNDS		182,124	166,752	15,371	119,381	-63,762	

AUDITORS

FINA, PRIVATE/DUTY DATE

13/12/2016 14:34

STATEMENT F1 CAPITAL ADEQUACY REQUIREMENT, SURPLUS, ASSETS, NET ASSET RATIO AND SOLVENCY of RMB Structured Insurance Limited as at the end of financial period 30/06/2016		
1	2	3

DESCRIPTION	World-wide R'000	In RSA R'000
-------------	---------------------	-----------------

## 1. CAPITAL ADEQUACY REQUIREMENT

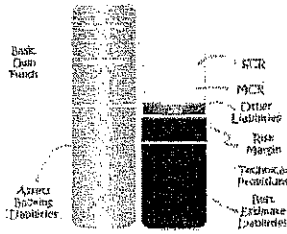
1	(i) MCR	63,481	63,481
2	Absolute minimum requirement	10,000	10,000
3	Operating Expenses (per reporting period)	253,922	253,922
4	Annualised Operating Expenses	253,922	253,922
5	Premium Income (net of all reinsurance)	194,148	194,281
6	Statutory approved different MCR (if applicable)	0	0
7	Date of statutory approval for different MCR (YY/MM/DD)		
8	(ii) SCR	71,031	71,016
9	(iii) CAPITAL ADEQUACY REQUIREMENT (CAR)	71,031	71,016

## 2. NET ASSETS: STATUTORY BASIS

	(i) Assets		
10	Domestic		0
11	Foreign, deemed to be domestic		0
12	Total assets	821,924	809,666
13	(ii) Less: Total Liabilities	739,800	737,294
14	(iii) Sub total: Net Assets	182,124	166,762
15	Less: Capital Adequacy Requirement [par 1(iii)]	71,031	71,016
16	SURPLUS / SHORTFALL OF ASSETS	111,092	95,738
17	Solvency Margin (current year)	71.9%	65.7%
18	Solvency Margin (previous year)	106.8%	104.7%
19	CAR Cover	2.56	2.35

AUDITORS \_\_\_\_\_

RMB STRUCTURED INSURANCE LIMITED (1143) - Annual Quantitative Return



- [grey box] = information to be selected
- [light beige box] = information to be typed in
- [light blue box] = information calculated on this sheet
- [dark blue box] = information from another sheet
- [white box] = no input required

All rand amounts in R'000

Section OF1 - Statement of Solvency Position

	Current Year	Previous Year
<b>Solvency Cover</b>		
MCR	2.87	2.40
SCR	1.72	2.00
<b>Summary of Solvency Position</b>		
Total Assets	1,155,700	1,221,771
Total Liabilities	895,107	904,934
Basic Own Funds / Excess Assets	240,662	231,646
Own funds eligible to meet MCR	157,289	156,226
Own funds eligible to meet SCR	205,307	189,605
<b>Summary of Liabilities</b>		
BEL	509,886	461,180
Risk Margin	6,396	7,267
Other liabilities	293,744	324,675
<b>Summary of Capital Requirements</b>		
MCR	54,702	62,675
SCR	115,977	146,628